600699



ظ□ شي ₹

..... 4

.....4

.....8

.....22

..... 24

.....36

.....39

..... 41

	Joyson Auto Safety Holdings S.A
	Preh GmbH
GlobalData	
Rho Motion	
Robotaxi	
eVTOL	
AI	Artificial Intelligence
Momenta	
V2X	Vehicle To Everything

( )

	1 6		(%)
	0.51	0.45	13.33
	0.51	0.45	13.33
	0.51	0.45	13.33

%

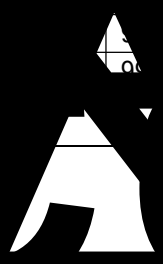



，Momenta

，

10

2026

5

V2X

800V

/ 1000V

2

‘

，

“J”

2026

“ ”

1

			%
	30,347,072,614.52	27,078,625,642.30	12.07
	24,837,734,695.50	22,880,079,690.53	8.56
	412,110,837.92	267,031,523.46	54.33
	1,508,228,428.64	1,208,729,558.11	24.78
	526,548,152.20	417,619,885.85	26.08
	1,693,527,092.20	1,129,722,284.97	49.91
	1,906,466,830.65	1,869,058,712.15	2.00
	-2,461,485,469.44	-1,232,820,279.37	-99.66
	165,201,042.58	383,269,098.75	-56.90

	426,714,206.98	285,492,512.58	33.10			
	30,198,410,642.08	24,702,447,897.23	18.20	10.68	7.52	2.41

			%	%	%	
	18,977,293,705.90	15,954,348,596.13	15.93	1.13	-1.21	1.99
	8,355,762,741.47	6,555,591,225.17	21.54	2.73	-0.04	2.17
	2,865,354,194.71	2,192,508,075.93	23.48			
	30,198,410,642.08	24,702,447,897.23	18.20	12.27	8.78	2.62

			%	%	%	
	7,656,836,597.38	6,176,014,243.76	19.34	26.54	24.98	1.01
	22,541,574,044.70	18,526,433,653.47	17.81	8.12	4.28	3.03
	30,198,410,642.08	24,702,447,897.23	18.20	12.27	8.78	2.62

2025

2.0 15.9%

2.2 21.5%

0EE

/ /

3.0 17.8%

2

1,693,527,092.20

794,339,367.42

2,487,866,459.62

% 8.20

6,323

% 13.42

Tier1 "

□ √

√ □

1

	%		%	%
7,272,014,416.28	10.67	7,262,612,109.21	11.32	0.13
9,089,914,785.98	13.34	8,678,239,875.31	13.52	

2

√ □

(1).

404 60%

(2).

√ □

: :

			183.59	3.86

3

√ □

31

4

□ √

1

√ □

2 “ ” “ ”

“ 5 ”

“ ” “

” “ 3 ”

“ ” “

” “ 17 ”

8000

1.96%

(1).

√ □

Joyson Auto Safety Holdings S.A.				14.03	59.46%										2025 1 17	2025-008
	/	/	/	14.03	/	/	/	/	/	/	/	/			/	/	/

(2).

□ √

(3).

√ □

2 3 19

√ □

Na È

√ □

2 3 19

□ √

√ □

10%

√ □

			120,407.83	3,483,556	1,044,765	1,835,861	50,850	38,647
Preh GmbH			1,000.00	1,316,111	521,163	615,394	34,642	26,032
			13,207.56	838,163	254,526	293,771	9,189	8,035
			67,774.08	665,942	381,920	327,487	20,196	13,947

√ □

Joyson Electronics Holdings Hong Kong Limited		
Joyson Safety Systems Rus LLC		

□ √

□ √

( )

√ □

1.

2.

3.

4.

5.

( )

□ √

□ √

□ √

10
10 ( )
10

1

https://e2.sthj.sh.gov.cn/jsp/view/hjpl/index.jsp

2 https://mlzj.sthjt.zj.gov.cn/eps/index/enterprise-more?code=91330201567003931C&uniqueCode=13a8fe3c59883eda&date=2024&type=true&isSearch=true

3

√ □

q

[illegible]

A a : [illegible] e



B [illegible] $ ô J W« [illegible] @Åa X õ Ïp á ¢ ˜_ J [illegible] + $ î â º

C

D 1

A

B

C

: A

B

C

:A

B

C

:A

B

C

D

E

:A

B

:A

B

C

D

C

D :A

B

:A

B

C

			/ 3 / / / / ”						
			“ ” “ ” 40,616,919 40,616,919 A “ ” “ 1 36 “ ” 2 18 ”						
			6	2024 12 16		6			
			6	2024 8 27		6			
			6	2024 7 24		6			
			1 / 2 / 3 / /	2025 4 28					
			1 6 , ; 2 36	2025 4 28		6 36			

			5,000 10,000 2% 1,000	2025 4 11		6			

□ √

□ √

( )

1

□ √

2

□ √

3

□ √

4

□ √

( )

1

□ √

2

□ √

3

□ √

( )

1

□ √

2

□ √

3

□ √

( )

□ √

( )

□ √

( )

□ √

( )

√ □

				( )											
A															
B															
A+B															
(%)															
C															
70% D															
50% E															
C+D+E															

11,168,578,253.88

10,348,445,935.29

10,348,445,935.29

74.06

2,280,627,969.48

3,362,193,689.51

5,642,821,658.99

2025 370,155,014.62 306,470,871.61
19,875,932,292.00 3,568,060,470.14 1,692,840,516.55

	330,485,510.79 263,922,653.84 24,065,215,015.00 2,984,079,352.62 1,619,590,516.55 1 =7.1586 1 =8.4024 1 =0.0480 1 =1

( )

□

( )

			(%)				
	1,329,700	518,787,401	36.83	40,616,919		119,723,996	
	49,704,407	66,727,812	4.74	0			
	400,000	35,436,959	2.52	0			
500	748,000	14,658,057	1.04	0			
	2,569,200	12,580,900	0.89	0			
	-32,300	11,400,000	0.81	0			
2	0	11,072,337	0.79	0			
005L CT001	864,100	9,195,254	0.65	0			
	8,913,301	8,913,301	0.63	0			
	3,707,600	8,466,338	0.60	0			



				478,170,482	478,170,482
				66,727,812	66,727,812
				35,436,959	35,436,959
	500			14,658,057	14,658,057
				12,580,900	12,580,900
				11,400,000	11,400,000
		2		11,072,337	11,072,337
				9,195,254	9,195,254
005L	CT001				
				8,913,301	8,913,301
				8,466,338	8,466,338
			2025 6 30		
				24,098,395	1.71%

η

( )

□ √

$ šĚ) ŽŐ Ů سخي א "

√ □

		35,036,959	35,436,959	400,000	
		0	60,000	60,000	
		0	120,000	120,000	
		0	80,000	80,000	
		0	40,000	40,000	
		0	18,000	18,000	

0 Ď Ů



□ √

□ √

2025 6 30

		2025 6 30	2024 12 31
	1	7,272,014,416.28	7,262,612,109.21
	2	473,066,965.94	146,831,886.70
	3	53,357,153.07	55,627,549.27
	4	180,032,797.98	250,671,637.10
	5	9,089,914,785.98	8,678,239,875.31
	7	735,149,609.26	581,603,347.52
v		339,824,612.01	269,655,432.22
	9	884,569,846.32	643,846,303.46
v Ẅ			
	10	11,074,503,192.81	10,538,159,090.50
	11	21,172,003.45	221,307,640.28
	12	66,311,932.06	59,535,119.52
	13	1,470,944,888.90	1,380,445,422.24
		31,660,862,204.06	30,088,535,413.33
	16	64,056,036.03	60,527,268.89
	17	201,695,743.26	167,559,851.63
	19	635,727,789.12	280,781,448.44
	20	20,013,429.67	20,895,109.02
	21	13,700,272,631.63	13,208,311,058.14
	22	3,029,725,061.51	2,754,534,056.52
	25	1,004,348,634.45	966,780,840.02
	26	4,955,874,617.67	4,819,495,970.54
	2	1,644,640,244.65	1,251,224,945.98
v Î		7,292,635,476.99	7,216,314,555.77
	28	108,612,483.04	98,604,074.18
	29	1,445,446,089.16	1,317,538,402.10
	30	2,394,025,308.59	1,914,765,106.16
		36,497,073,545.77	34,077,332,687.39
		68,157,935,749.83	64,165,868,100.72
	32	6,106,272,140.89	4,963,802,787.01

34	30,587,504.56	16,145,797.85
35	776,708,041.00	154,105,156.60
36	10,741,631,819.53	10,791,045,806.28
38	726,237,010.01	733,725,155.91
39	1,650,615,847.49	1,600,074,522.97
40	822,967,629.24	913,220,768.67
41	636,812,338.00	783,951,091.64
	13,671,000.00	15,615,000.00
42		94,030,748.17
43	5,911,736,725.88	3,836,419,401.21
44	1,909,798,550.74	1,853,307,515.64
	29,313,367,607.34	25,739,828,751.95
45	14,314,106,413.70	15,185,425,811.58
47	787,860,765.20	771,122,022.36
48	194,175,321.41	186,366,034.18
49	1,493,472,834.20	1,348,864,422.90
50	288,317,469.25	249,318,455.78
51	184,519,031.95	151,418,392.34
29	735,645,916.84	661,277,464.39
52	32,069,964.93	20,703,701.69
	18,030,167,717.48	18,580,496,305.22
	47,343,535,324.82	44,320,325,057.17
53	1,408,701,543.00	1,408,701,543.00
55	10,155	

.1336

2025 6 30

		2025 6 30	2024 12 31
		1,750,610,254.39	1,610,049,644.21
		235,066,965.94	146,831,886.68
	1	667,878,955.36	523,596,313.71
		463,401.87	1,050,159.24
	2	2,329,149,419.28	3,665,781,540.41
		234,942,072.36	378,580,969.13
		34,371,331.32	18,679,839.83
˝H		5,017,540,328.16	5,965,989,384.08
	3	1,960,709,203.34	1,185,347,362.53
		302,278,944.44	
		628,917,425.19	641,231,230.71
		2,460,000.00	
		54,664.52	120,261.86
		180,702,584.22	183,549,740.16
		13,908,555.06	21,636,256.99

		8,632,240,067.90	7,151,605,016.71
		1,408,701,543.00	1,408,701,543.00
		12,107,204,992.15	12,150,299,507.80
		534,707,899.31	419,373,454.92
		-12,522,998.71	-12,522,998.71
		199,097,504.17	199,097,504.17
		198,006,328.13	519,917,018.18
		13,365,779,469.43	13,846,119,119.52
		21,998,019,537.33	20,997,724,136.23

2025 1—6

	2025	2024
	30,347,072,614.52	27,078,625,642.30
61	30,347,072,614.52	27,078,625,642.30
	29,103,766,757.97	26,007,547,290.69
61	24,837,734,695.50	22,880,079,690.53
62	125,617,551.51	104,364,347.77
63	412,110,837.92	267,031,523.46
64	1,508,228,428.64	1,208,729,558.11
65	1,693,527,092.20	1,129,722,284.97
66	526,-ts,.	

5322

	869,102,737.29	-203,686,776.78
	646,787,866.27	-145,968,578.31
1.	13,222,288.25	25,779,091.64
1	13,222,288.25	25,779,091.64
2		

2025 1—6

	2025	2024
4	169,805,780.94	68,969,464.17
4		
	10,417,333.96	5,622,392.97
	64,089,782.47	59,789,894.58
	59,384,672.44	131,267,452.46
	137,018,854.94	155,307,831.36
	50,375,482.27	25,748,481.22
	296,994.39	2,704,420.68

“ ”

ʒ o ǰ ĩ אn

4.			
5.			
6.			
7.			
		38,131,186.43	334,850,788.18
(/)			
(/)			

2025 1—6

	2025	2024
	33,389,609,297.19	30,434,734,581.96
	468,512,782.64	378,858,572.36
78	337,925,090.08	358,443,476.66
	34,196,047,169.91	31,172,036,630.98
	23,723,930,787.92	22,034,976,054.38
	5,868,362,768.34	5,301,502,179.20

~

		8,304,632,115.30	10,445,937,865.98
		6,395,157,326.00	8,336,163,586.60
		1,033,274,001.30	989,037,411.81
			13,674,023.51
	78	710,999,745.42	737,467,768.82
		8,139,431,072.72	10,062,668,767.23
		165,201,042.58	383,269,098.75
	79	134,753,164.84	-31,419,287.59
		-255,064,431.37	988,088,243.94
	79	5,979,070,469.67	4,253,515,477.60
		5,724,006,038.30	5,241,603,721.54

2025 1—6

	2025	2024
	32,944,595.58	42,842,625.16
	41,986,027.65	2,047,671,788.72
	74,930,623.23	2,090,514,413.88
	28,208,780.76	29,926,111.66
	29,728,836.24	14,119,863.64
	105,065,053.02	2,024,183,522.89

2025

2025 1—6

[redacted]

2025

6					
		4,109,034.74	4,109,034.74	2,274,413.47	6,383,448.21
1		14,282,474.75	14,282,474.75	3,774,749.15	18,057,223.90

2025

2024

	( )									
	1,408,701,543.00	10,583,025,518.64	225,263,700.64	-185,887,522.46	198,638.30	189,103,446.47	1,809,156,485.92	13,579,034,409.23	5,547,338,076.18	19,126,372,485.41
	1,408,701,543.00	10,583,025,518.64	225,263,700.64	-185,887,522.46	198,638.30	189,103,446.47	1,809,156,485.92	13,579,034,409.23	5,547,338,076.18	19,126,372,485.41
“ ”		-84,004,104.68	112,581,629.11	-145,968,578.31	1,347,227.19		271,223,492.67	-69,983,592.24	476,140,456.88	406,156,864.64
				-145,968,578.31			636,770,313.79	490,801,735.48	143,131,482.05	633,933,217.53
		-84,004,104.68	112,581,629.11					-196,585,733.79	337,248,950.89	140,663,217.10
1										
2										
3		13,425,494.34						13,425,494.34	907,619.67	14,333,114.01
4		-97,429,599.02	112,581,629.11					-210,011,228.13	336,341,331.22	126,330,103.09

o.67

2025 1—6

2025

	( )						
	1,408,701,543.00	12,150,299,507.80	419,373,454.92	-12,522,998.71	199,097,504.17	519,917,018.18	13,846,119,119.52

خه

	2024						
	( )						
	1,408,701,543.00	12,127,188,314.60	225,263,700.64	4,920,846.06	162,299,964.44	554,285,981.70	14,032,132,949.16
	1,408,701,543.00	12,127,188,314.60	225,263,700.64	4,920,846.06	162,299,964.44	554,285,981.70	14,032,132,949.16
“ ”		7,534,312.03	112,581,629.11	-4,705,215.79		-25,990,817.15	-135,743,350.02
				-4,705,215.79		339,556,003.97	334,850,788.18
		7,534,312.03	112,581,629.11				-105,047,317.08
1							
2							
3		7,534,312.03					7,534,312.03
4			112,581,629.11				-112,581,629.11
						-365,546,821.12	-365,546,821.12
1							
2						-365,546,821.12	-365,546,821.12
3							
1							
2							
3							
4							
5							
6							
1							
2							
	1,408,701,543.00	12,134,722,626.63	337,845,329.75	215,630.27	162,299,964.44	528,295,164.55	13,896,389,599.14

1

√ □

(“ ” “
” 2014 2 “ ” “ ”)
1992 8 7
[1992]40

6,500 1
1993

2017 6 24 11 10 11 21
2017 12 12 2017
KSS Holdings, Inc.(Joyson Auto Safety Holdings S.A.)
Takata Corporation 2018 4 12

2018 5

2024 11 5

,

2025 6 30

11,434,380 0.8117% 14.08 /
20.79 / 193,418,382.56

2023 4 12

2023 5 26

[2023]1169

40,616,919 8.99
365,146,101.81 10,173,483.56

354,972,618.25 1,408,701,543

2023 7 17

8.03% “

2024 9 24 24,931,900
18.8770% 2024 11 28

5%

2024 12 18 2024

“ 9

6 2025 6 30

39,621,600 29.9992%

2024 4 25

2021

2021

5,400,000 3,600,000 2025 6 30

5,879,600

(“ ”)

2.

1

2

√ □

√ □

41 “ ”

1

2

1 1 12 31

3

√ □

12

4

10

5

√ □

لا لا لا

( ) ( )

8

√ □

19(2)

“ ”

ô

11

√ □

(19)

Ô

(1)

34

(2)

(a)

˝ ɣ n

9 ž

لحم

لحم

-

-

لحم

-

-

شحي



(

)

( ) (

)

(6)

목차

□ √

□ √

17

27

20

(1).

27

	( )	(%)	(%)
	12	5%	4.75%

21

(1).

√ □

, אo

(2).

√ □

			%	%
		10 - 50	0 - 10	1.8 - 10
		5 - 15	0 - 10	6 - 20
		3 - 5	4 - 10	18 - 32
		2 - 20	0 - 10	4.5 - 50

(3).

27

(4).

22

23

√ □

3

24

□ √

25

□ √

26

(1).

√ □

,

(18) (27)

	( )		
	40 - 50		
	3 - 10		
	5 - 12		
	3 - 5		
	12 - 15		
	10 20		
	5		

27

(2) .

√ □

-
-
-
-
-

(27)

14 ——

2025

(2).

√ □

-

-

-
-

(1)

( )

(2)

(3)

32

√ □

(1)

-

-



(3)

سخ

هي

- ÚA¹6u Ñ u È à E¯8³ ¬ Ñ‹,¥ ,X @

¶

( )

- ¶

-
-
-
-

(
)
(
11)
(
)
)ε

36

√ □

(1)

(2)

(1)

(2)

(

) (3)

(4)

( )

(1)

(2)

37

38 **/**

√ □

( )

( )

( )

( )

9 ÕM6Gi ý Ã M,Ì 9 KÈÔ. Ü*ü Ã.B 7 ë

¹ Ký,X È ê Bö P GYS`•õgf °Ò ñ0 Q!2S`• Çf …ÒÅ€

"©

,Ã*æ¶ · { Ã k *ó,XEæ

9 ÕM6Gi ý k C‡Ã,ÃKÈ,X"È©

7sÜ(-P) ÃGYS`•õgFy{ Ÿ P %6 tg—…ÒÅ€

(

34

√ □

(
)

27

-
-
-

(12)

√ □

11

40

√ □

(27)

ó + ó ",yp-Ñïó (
&)ü%m îÐË`)

(2)

41

(1) .

□ √

(2) .

□ √

(3) . 2025

□ √

42

□ √

1

√ □

1)
3% 5% 6% 9% 13%
2) 7% 19%
3) 16%
4) 6%
13% 23%
5) 5%
9% 19%
6) 4%4
10%
4

"

1% 5% 7%

1)

25%

2) 21%

3) 30%

4) :15.825%

5) 20%

6) 16%

7) 24%

8) 19%

9) 23.2%

10) 34%

11) 25%

12) 9%

13)

22%

14) 25%

15) 20.9%

16) 20%

17) 27%

18) 16.5%

19) 10%

1)

%19 %

3%

2%

2)

1 1% -

12%) m"

- ğ ž

2.5% - 11.5%

3)

7% -%

17%1

4)

150 150 - 750

3%% 750 - z

3,500 5%

3,500 9%

5)

1 3.9%

1

6)

24

	10% 9%	10% 9%

□ √

2

√ □

(1) 2024 12 06
GR202433100462
15%

(2) 2024 12 6
GR202433101242
15%

(3) ( ) 2024 12 6
GR202433003539
15%

(4) ( ) 2023 12 8
GR202333012415
15%

(5) 2022 12 1
GR202233102206
15%

(6) ( ) 2022 9 20
GR202231000813
15%

(7) 2023 12 12
GR202331005393
15%

(8) 2024 11 28
GR202434006005
15%

(9) 2023 12 8
GR202333100810
15%

(10) 2024 12 4
GR202431000337
15%

(11) 2024 12 24
GR202421200087
15%

(12) 2023 12 8
GR202333100248
15%

(13) 2024 12 6
GR202433100158
15%

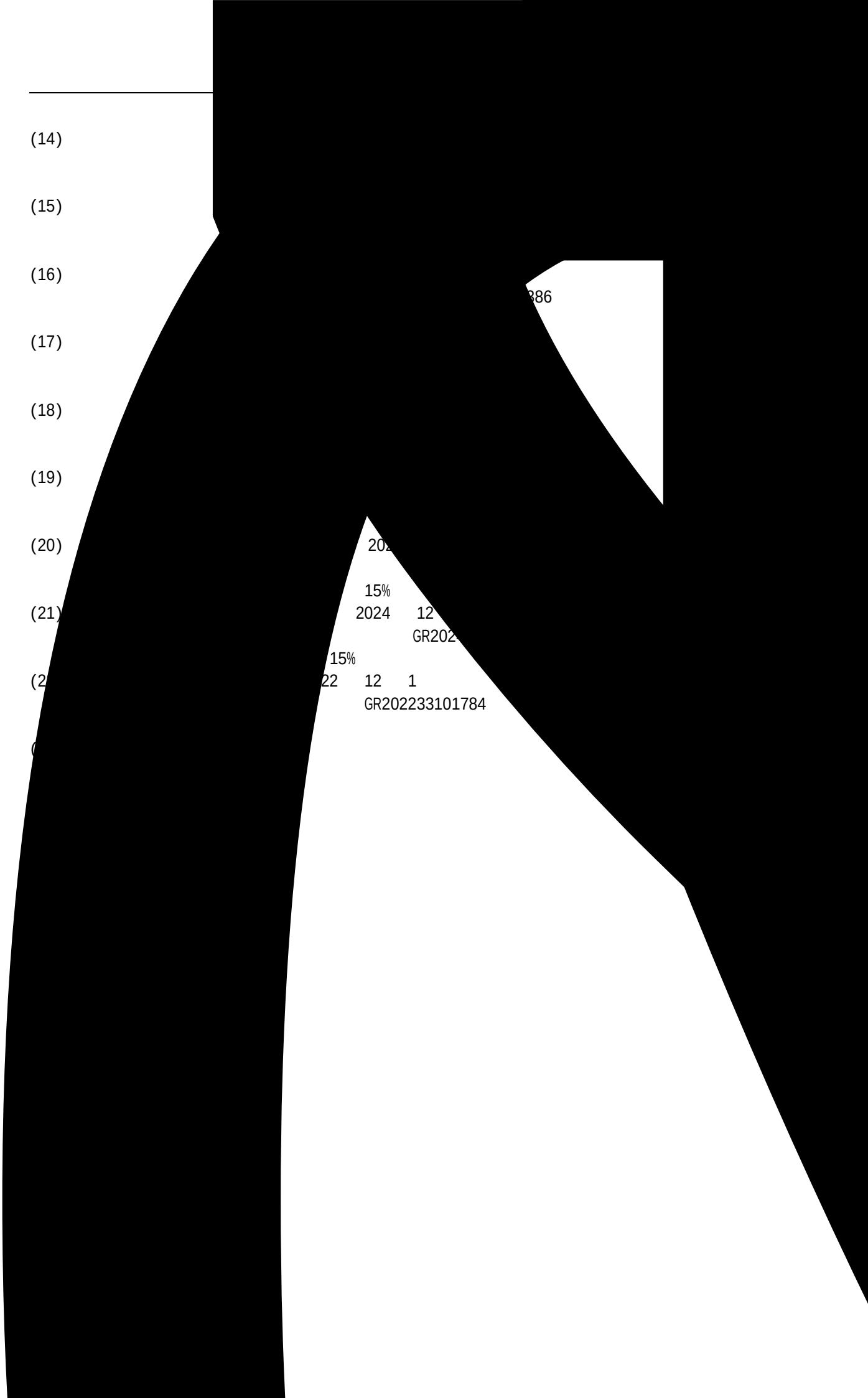

(30) Joyson Safety Systems Maroc S.A.R.L.

Joyson Safety Systems Maroc S.A.R.L.	8.75%		2035

(31) Joyson Safety Systems Uruguay S.A.

Joyson Safety Systems Uruguay S.A.	2025	85%	

3

□ √

1

√ □

	40,574,543.20	52,090,303.76
	9,509,319.99	
	53,357,153.07	55,627,549.27

2025 6 3

9,509,[illegible].99

25 6 30

40,5[illegible]543.2 11,3[illegible]242.37

9

(1).

√ □

(3)

□ √

√ □

			%
	163,269,393.89		
	16,880,622.16	117,218.07	0.69
	180,150,016.05	117,218.07	0.07

√ □

□ √

□ √

(5).

√ □

□ √

5

(1).

√ □

1		1	9,147,254,672.80	8,742,034,190.41
	1		9,147,254,672.80	8,742,034,190.41
1	2		88,978,278.88	78,469,336.17
2	3		9,418,234.40	7,480,980.08
3			994,352.01	2,958,377.79
			9,246,645,538.09	

2025

			%
	9,067,080,233.84	94,967,323.89	1.05
	90,072,365.07	689,207.56	0.77
	9,157,152,598.91	95,656,531.45	1.04

√ □

	0.28%	7,824,018,895.09	21,874,181.71
1	4.41%	1,169,009,840.00	51,567,027.20
1 2 (2)	26.31%	66,020,045.22	17,369,890.01
2 3 (3)	37.89%	6,138,763.89	2,326,162.54
3	96.69%	1,892,689.64	1,830,062.43
	1.05%	9,067,080,233.84	94,967,323.89

1	0.75%	89,801,345.76	669,577.84
1 2 (2)	7.24%	271,019.31	19,629.72
	0.77%	. v η	

(4).

√ □

	4,438,849.30

□ √

□ √

(5).

√ □

				%	
A	799,498,847.74		799,498,847.74	8.65	10,129,722.41
B	687,040,834.99		687,040,834.99	7.43	8,340,044.08
C	325,911,526.51		325,911,526.51	3.52	823,400.21
D	299,246,521.95		299,246,521.95	3.24	8,391,187.81
E	274,863,395.67		274,863,395.67	2.97	1,696,736.87
	2,386,561,126.86		2,386,561,126.86	25.81	29,381,091.38

□ √

6

(1).

□ √

(2).

□ √

(3).

□ √

□ √

□ √

□ √

□ √

□ √

(4).

□ √

□ √

(5).

□ √

□ √

□ √

□ √

7

(1).

√ □

	673,851,535.80	469,510,563.58
	61,298,073.46	112,092,783.94

日 D	9,062,696.48	2.67
E	7,646,259.20	2.25
	58,680,107.26	17.27

□ √

9

☑ □

819.		
	884,569,846.32	643,846,303.46
	884,569,846.32	643,846,303.46

□

(6).

□ √

□ √

□ √

□ √

(1).

□ √

(2).

□ √

(3).

□ √

□ √

□ √

□ √

(4).

□ √

(5).

□ √

□ √

--				
--				
--				
--				
	20,000.00			20,000.00
	-183,487.21			-183,487.21
	100,353.62			100,353.62
2025 6 30	885,665.00			885,665.00

□ √

□ √

(4).

□ √

□ √

(5).

□ √

□ √

□ √

(6).

√ □

		(%)			
A	183,499,023.04	20.72		1	
B	64,672,603.63	7.30		1	
C	43,718,685.74	4.94		1	

D	33,700,517.07	3.81		1	
E	27,516,604.14	3.11		2-3	
	353,107,433.62	39.88	/	/	

(7).

□ √

□ √

10

(1).

√ □

		/			/	
	6,318,309,938.96	405,196,585.00	5,913,113,353.96	5,875,174,332.03	343,397,052.90	5,531,777,279.13
	2,281,662,299.00	34,579,869.57	2,247,082,429.43	1,988,079,770.78	26,683,093.05	1,961,396,677.73
	1,669,052,606.80	138,418,036.20	1,530,634,570.60	1,579,700,671.53	133,480,131.55	1,446,220,539.98
	1,595,534,586.27	211,861,747.45	1,383,672,838.82	1,773,126,384.98	174,361,791.32	1,598,764,593.66
	11,864,559,431.03	790,056,238.22	11,074,503,192.81	11,216,081,159.32	677,922,068.82	10,538,159,090.50

(2).

□ √

(3).

√ □

□ √

(4).

□ √

(5).

□ √

□ √

11

√ □

	21,172,003.45	21,172,003.45	28,100,377.26	562,007.55

13

√ □

	215,551,333.40	207,914,572.70
/	1,165,334,517.45	1,140,653,066.65
	90,059,038.05	31,877,782.89
	1,470,944,888.90	1,380,445,422.24

14

(1).

□ √

□ √

(2).

□ √

(3).

□ √

□ √

□ √

(4).

□ √

□ √

□ √

□ √

□ √

□ √

□ √

(3).

□ √

□ √

(4).

□ √

□ √

□ √

□ √

17

(1) .

√ □

18

(1).

□ √

(2).

□ √

□ √

19

√ □

	635,727,789.12	280,781,448.44
	265,038,195.57	193,106,415.91
	57,012,407.12	52,867,903.88
(3)	11,398,242.37	34,807,128.65
	302,278,944.06	
	635,727,789.12	280,781,448.44

-

20

(1).

1.	20,957,401.58			20,957,401.58
2.				
1				
2 \ \				
3				
3.				
1				
2				

4.	20,957,401.58			20,957,401.58
1.	62,292.56			62,292.56
2.	881,679.35			881,679.35
1	881,679.35			881,679.35
3.				
1				
2				
4.	943,971.91			943,971.91
1.				
2.				
1				
3.				
1				
2				
4.				
1.	20,013,429.67			20,013,429.67
2.	20,895,109.02			20,895,109.02

(2).

□ √

(3).

□ √

□ √

21

√ □

	13,700,272,631.63	13,208,311,058.14
	13,700,272,631.63	13,208,311,058.14

(1).

√ □

1.	6,608,854,246.66	13,467,912,034.49	61,972,614.20	5,412,056,740.09	1,354,627,622.73	26,905,423,258.17

2.		523,117,497.27	1,231,061,978.63	7,154,578.91	482,651,495.13	113,697,183.57	2,357,682,733.51
1		20,337,887.30	86,948,425.42	3,967,995.69	68,832,508.19	3,737,168.87	183,823,985.47
2		104,737,354.07	438,151,185.88	615,879.13	80,146,628.88		623,651,047.96
3	L						

TBOX	4,076.10		4,076.10			
	30,047.50		30,047.50			
	8,876,236.97		8,876,236.97			
	2,841,815.14		2,841,815.14			
	11,858,550.71		11,858,550.71	/	/	/

□ √

□ √

□ √

□ √

□ √

22

√ □

	3,029,725,061.51	2,754,534,056.52
	3,029,725,061.51	2,754,534,056.52

(1).

√ □

	2,528,312,881.58		2,528,312,881.58	2,259,465,985.42		2,259,465,985.42
	247,936,187.28		247,936,187.28	241,510,880.55		241,510,880.55
	253,475,992.65		253,475,992.65	253,557,190.55		253,557,190.55
	3,029,725,061.51		3,029,725,061.51	2,754,534,056.52		2,754,534,056.52

25

(1).

√ □

1.	1,051,586,852.15	202,151,556.18	120,472,538.54	36,591,519.47	1,410,802,466.34
2.	144,127,260.94	34,681,565.13	29,720,507.82	38,343,021.42	246,872,355.31
(1)	61,799,209.57	6,035,276.01	15,910,870.76	27,262,212.78	111,007,569.12
(2)	82,328,051.37	28,646,289.12	13,809,637.06	11,080,808.64	135,864,786.19
3.	75,043,137.16	26,264,402.83	12,338,830.83	16,450,003.94	130,096,374.76
(1)	75,043,137.16	26,264,402.83	12,338,830.83	16,450,003.94	130,096,374.76
(2)					
4.	1,120,670,975.93	210,568,718.48	137,854,215.53	58,484,536.95	1,527,578,446.89

1.	336,625,318.82	54,432,734.09	47,518,560.06	5,445,013.35	444,021,626.32
2.	108,843,900.95	41,539,629.90	23,708,709.06	18,493,721.52	192,585,961.43
(1)	88,170,330.74	28,372,409.83	17,531,790.31	11,414,883.71	145,489,414.59
(2)	20,673,570.21	13,167,220.07	6,176,918.75	7,078,837.81	47,096,546.84
3.	65,591,050.22	22,313,111.67	12,004,102.90	13,469,510.52	113,377,775.31
(1)	65,591,050.22	22,313,111.67	12,004,102.90	13,469,510.52	113,377,775.31
(2)					
4.	379,878,169.55	73,659,252.32	59,223,166.22	10,469,224.35	523,229,812.44

1.					
2.					
(1)					
3.					
(1)					
4.					

1.	740,792,806.38	136,909,466.16	78,631,049.31	48,015,312.60	1,004,348,634.45

1.	684,549,113.50	381,221,293.03	445,948,088.61	2,984,408,664.93	182,382,511.37	276,912,774.65



KSS Holdings, Inc.	7,032,623,438.71		29,154,198.27	7,003,469,240.44
Preh Car Connect GmbH	794,323,778.15	92,534,070.75		886,857,848.90
	1,635,912,053.92			1,635,912,053.92

Preh Car Connect
GmbH

bF¼

(4).

√ □

	813,152,139.49	933,376,330.72
	5,931,341,649.33	5,760,128,152.52
	6,744,493,788.82	6,693,504,483.24

(5).

√ □

2024			
2025			
2026	37,982,266.11	37,982,266.11	
2027	89,520,823.03	131,061,070.71	
2028	117,171,848.43	131,244,917.96	
2029	5,686,666,711.76	5,459,839,897.74	
	5,931,341,649.33	5,760,128,152.52	/

□ √

30

√ □

(1)	596,432,656.30		596,432,656.30	496,678,004.43		496,678,004.43
(2)	1,179,906,885.01		1,179,906,885.01	902,983,244.51		902,983,244.51
	241,775,203.06		241,775,203.06	165,589,209.55		165,589,209.55
	280,413,949.92	3,994,647.28	276,419,302.64	247,511,914.27	4,011,276.30	243,500,637.97
	99,491,261.58		99,491,261.58	106,014,009.70		106,014,009.70
	2,398,019,955.87	3,994,647.28	2,394,025,308.59	1,918,776,382.46	4,011,276.30	1,914,765,106.16

1

2

31

√ □

	1,207,637,771.62	1,207,637,771.62			869,891,948.07	869,891,948.07		
	2,985,838,527.24	2,839,640,730.86			2,504,493,871.05	2,388,439,237.49		
	7,113,984,518.14	3,794,481,041.70			6,450,133,171.84	3,593,083,768.70		
	871,246,148.51	373,756,821.25			862,251,160.71	369,465,884.53		
	1,605,279,981.64	1,591,680,027.22			1,570,567,507.54	1,453,874,335.97		
	46,030,013.97	46,030,013.97					/	/
	30,485,996.75	30,485,996.75			30,390,227.01	30,390,227.01		
	209,330,677.81	209,330,677.81			141,779,697.96	141,779,697.96		
	675,496,910.72	675,496,910.72			689,656,999.02	689,656,999.02		
	440,857.68	440,857.68			2,425,053.92	2,425,053.92		

275,167,530.41	275,167,530.41	198,804,016.34	198,804,016.34
571,510,943.16	233,841,155.52	544,863,523.84	209,370,261.66
236,909,563.07	236,909,563.07	214,163,966.82	214,163,966.82
376,232,092.68	376,232,092.68	338,730,355.79	338,730,355.79
179,268,007.42	179,268,007.42	110,199,912.24	110,199,912.24
16,384,859,540.82	12,070,399,198.68	/ / 14,528,351,412/459	

254,510,254.11 2,138,496,959.14

144,500,000.00

100,000,000.00

492,500,000.00

2025 6 30 2.05% - 5.13%

(2).

	10,429,038,033.08	10,236,711,997.40
	312,593,786.45	554,333,808.88
	10,741,631,819.53	10,791,045,806.28

(2). 1

□ √

□ √

37

(1).

□ √

(2). 1

□ √

n

(3).

□ √

□ √

39

(1).

√ □

	1,521,847,827.84	5,826,262,643.52	5,886,356,566.77	103,634,706.19	1,565,388,610.78
-	50,003,206.70	126,623,500.11	115,199,213.99	3,321,791.89	64,749,284.71
	28,223,488.43	5,684,661.17	15,904,742.38	2,474,544.78	20,477,952.00
	1,600,074,522.97	5,958,570,804.80	6,017,460,523.14	109,431,042.86	1,650,615,847.49

(2).

√ □

40

√ □

	200,785,185.10	445,163,701.84
	318,339,222.59	234,930,808.64
	233,969,554.51	158,699,188.09
	41,215,289.34	38,501,715.69
	28,658,377.70	35,925,354.41
	822,967,629.24	913,220,768.67

41

(1).

√ □

	13,671,000.00	15,615,000.00
	623,141,338.00	768,336,091.64
	636,812,338.00	783,951,091.64

(2).

□ √

(3).

√ □

	1,296,000.00	3,240,000.00
	10,500,000.00	10,500,000.00
	1,875,000.00	1,875,000.00
	13,671,000.00	15,615,000.00

1

(4).

√ □

	248,884,569.80	293,936,567.63
	181,912,642.56	197,447,793.96
	53,861,200.00	82,650,000.00
	36,864,019.92	52,267,361.87
	-	9,120,000.00

	14,241,330.66	16,518,711.19
	87,377,575.06	116,395,656.99
	623,141,338.00	768,336,091.64

1

√ □

2021-2022	53,861,200.00	
	53,861,200.00	/

□ √

42

√ □

		94,030,748.17
		94,030,748.17

43 1

√ □

1	5,657,884,656.59	3,532,053,739.77
1		
1	14,416,067.64	106,993,026.74
1	239,436,001.65	197,372,634.70
	5,911,736,725.88	3,836,419,401.21

44

√ □

4.5% - 4.85%	2.4% - 3.95%

	194,175,321.41	186,366,034.18
	194,175,321.41	186,366,034.18

√ □

	1,893,132.23	3,460,520.20
	206,698,256.82	289,898,540.72
(43)	-14,416,067.64	-106,993,026.74
	194,175,321.41	186,366,034.18

□ √

49



	113,699,232.27	-46,777,600.25
1.	-116,978.28	
2.	-12,691,148.58	-590,858.19
3.	126,507,359.13	-46,186,742.06
	1,284,765,137.14	1,213,829,242.49

√ □

	71,856,710.71	72,401,988.01
1		
1.		
2.		
	-297,886.87	3,019,646.74
1.		138,888.15
2.		
3.	-297,886.87	2,880,758.59
	71,558,823.84	75,421,634.75

√ □

	1,108,254,555.63	1,210,279,590.32
	9,500,448.95	12,775,730.05
	-18,545,810.42	-34,850,465.64
	113,997,119.14	-49,797,246.99
	1,213,206,313.30	1,138,407,607.74

√ □

√ □

	2025	2024
	1.00%-5.40%	3.10%-5.70%
	2.00%-8.00%	2.00%-9.00%

√ □

1%

50

√ □

	616,342,276.18	565,762,510.98	
	857,017,542.53	646,185,421.29	
	161,575,543.72	426,508,172.63	
	9,510,367.70	9,386,256.49	
(44)	-1,356,128,260.88	-1,398,523,905.61	
	288,317,469.25	249,318,455.78	/

51

√ □

-	151,418,392.34	57,100,284.89	23,999,645.28	184,519,031.95	
-					
	151,418,392.34	57,100,284.89	23,999,645.28	184,519,031.95	/

□ √

52

√ □

	23,324,635.87	20,587,440.95
	8,745,329.06	116,260.74
	32,069,964.93	20,703,701.69

53

√ □

		+					
	1,408,701,543.00						1,408,701,543.00

54

(1).

□ √

(2).

□ √

□ √

□ √

55

√ □

	10,473,659,855.98		426,751,249.70	10,046,908,606.28
	150,696,939.59		41,978,873.97	108,718,065.62
	10,624,356,795.57		468,730,123.67	10,155,626,671.90

2

56

√ □

	419,373,454.92	193,435,872.33	78,101,427.94	534,707,899.31
	419,373,454.92	193,435,872.33	78,101,427.94	534,707,899.31

11,434,380 0.81%

193,435,872.33

24,098,395 2021

5,879,600

57

√ □

	-6,981,134.74	18,545,810.42			-5,609,608.35	13,222,288.25	-286,086.18	6,241,153.51
	-6,981,134.74	18,545,810.42			-5,609,608.35	13,222,288.25	-286,086.18	6,241,153.51
	-642,666,974.33	843,844,533.46		2,208,444.86	10,113,556.90	633,565,578.02	222,600,957.20	-9,101,396.31
	-82,887,710.66	-74,486,929.23		2,208,444.86	10,113,556.90	-38,088,151.39	-24,076,776.08	-120,975,862.05
	-559,779,263.67	918,331,462.69				671,653,729.41	246,677,733.28	111,874,465.74
	-649,648,109.07	862,390,343.87		2,208,444.86	4,503,948.55	646,787,866.27	222,314,871.02	-2,860,242.80

58 □

√ □

	862,694.15	14,282,474.75	10,173,440.01	4,971,728.89
	862,694.15	14,282,474.75	10,173,440.01	4,971,728.89

59

√ □

	225,900,986.20	225,900,986.20
	225,900,986.20	225,900,986.20

6

	148,661,972.44	135,286,798.27	179,638,243.29	171,773,819.37
	30,347,072,614.52	24,837,734,695.50	27,078,625,642.30	22,880,079,690.53
	30,327,241,339.59	24,837,734,695.50	27,078,625,642.30	22,880,079,690.53
	19,831,274.93		16,675,537.87	

(2).

√ □

	/	/	/	/	857,017,542.53	/

(4).

□ √

(5).

□ √

62

√ □

	34,644,346.66	39,611,028.05
	15,600,270.74	8,213,065.24
	11,953,366.46	6,422,845.41
	24,415,468.92	23,986,675.53
	2,225,926.62	1,066,170.36
	15,539,538.65	7,913,738.19
	21,238,633.46	17,150,824.99
	125,617,551.51	104,364,347.77

63

√ □

	221,037,944.23	162,106,174.58
	79,025,305.42	52,852,484.27
	12,071,429.88	10,056,947.21
	8,351,594.37	8,702,333.80
	42,666,569.29	5,042,206.02
	17,184,660.72	9,622,853.11
	4,548,964.92	2,690,510.69
	27,224,369.09	15,958,013.78
	412,110,837.92	267,031,523.46

64

√ □

	902,288,490.71	718,370,642.67
	90,279,472.96	54,217,895.89
	149,274,527.67	108,185,199.57
	99,939,274.13	82,139,823.41
	83,008,034.07	72,128,136.91
	40,236,935.70	27,936,036.59
	27,578,901.39	40,326,301.07
	23,759,643.61	17,413,887.10
	12,643,190.19	5,887,445.25
	79,219,958.21	82,124,189.65
	1,508,228,428.64	1,208,729,558.11

65

√ □

	1,170,414,080.26	676,268,666.54
	150,956,981.91	132,720,496.02
	112,501,595.88	109,434,601.50
	97,535,334.12	81,812,582.51
	51,256,880.06	44,165,468.29
	10,659,463.08	12,234,131.54
	10,995,120.50	5,264,728.58
	18,215,035.23	12,148,626.29
	36,242,441.02	21,904,246.89
	34,750,160.14	33,768,736.81
	1,693,527,092.20	1,129,722,284.97

66

√ □

551,441,993.87	564,688,288.98
28,054,509.08	31,518,508.88
-2,526,229.39	-21,890,295.38
-49,200,359.42	-62,507,860.41
-21,350,971.25	-115,246,962.95
20,129,209.31	2:0140508.92

67

√ □

	30,742,489.88	37,268,423.32
	46,085,104.61	31,367,923.99
	23,999,645.28	14,324,747.64
	2,783,363.09	1,784,977.97
	103,610,602.87	84,746,072.92

68

√ □

	-539,422.88	55,085,852.35
	2,511,193.20	
	3,267,646.01	2,066,073.32
	27,056.65	
	5,266,472.98	57,151,925.67

69

□ √

70

√ □

	20,468,521.59	9,522,389.68
	249,366.67	
	-6,003,710.80	3,570,000.00
	14,714,177.46	13,092,389.68

71

√ □

	24,697,363.85	10,592,823.02
	-163,487.21	359,177.09
	24,533,876.64	10,952,000.11

72

√ □

	1,558,852.94	468,816.91	1,558,852.94
	862,191.74	1,556,098.86	862,191.74
	5,282,388.84	3,789,338.56	5,282,388.84

76

(1).

√ □

	368,123,480.30	330,413,588.96
	-34,095,622.02	-19,157,215.73
	4,107,378.48	-12,774,632.12
	338,135,236.76	298,481,741.11

(2).

√ □

	1,246,940,022.80
/	311,735,005.70
	-62,183,608.75
	4,107,378.48
	-139,018.27
	44,686,253.54
	-25,489,282.37
	67,703,626.23
	-54,875,357.87
	52,590,240.07
	338,135,236.76

□ √

77

√ □

57

78

(1).

√ □

	90,381,078.82	58,760,064.23
	81,855,777.04	185,600,000.00
	49,200,359.42	96,365,035.54
	34,413,005.72	186,522.31
	5,750,718.22	1,217,956.73
	79,543.10	428,924.82
	76,244,607.76	15,884,973.03
	337,925,090.08	358,443,476.66

√ □

		Þ ó ¥*ó
	788,504,172.55	908,584,566.28
	384,336,099.07	
	8,448,516.30	14,382,776.80
	6,077,170.44	
	67,388,972.03	10,967,063.42
	1,254,754,930.39	933,934,406.50

(2).

√ □

	2,691,665,982.03	188,451,919.23

√ □

	3,182,307,000.00	28,536,699.82
	447,691.02	
	3,182,754,691.02	28,536,699.82

(3).

√ □

	109,924,602.61	301,188,187.77
		1,475,000,000.00
	64,379,344.81	
	174,303,947.42	1,776,188,187.77

√ □

	270,326,867.63	469,706,125.98
	193,435,872.33	112,581,629.10
	120,444,199.82	126,832,868.03
	126,792,805.64	28,347,145.70
	710,999,745.42	737,467,768.82

√ □

	4,963,802,787.01	3,564,557,887.71	310,420,651.80	2,732,509,185.63		6,106,272,140.89
	18,717,479,551.35	4,565,770,280.17	995,959,839.52	4,307,218,600.75		19,971,991,070.29
	968,494,657.07		179,246,309.60	120,444,199.82		1,027,296,766.85
	24,649,776,995.43	8,130,328,167.88	1,485,626,800.92	7,160,171,986.20		27,105,559,978.03

(4).

□ √

(5).

□ √

79

(1).

√ □

1

908,804,786.04 837,619,994.31

101,- خه

	1,906,466,830.65	1,869,058,712.15
2		
3		
	5,724,006,038.30	5,241,603,721.54
	5,979,070,469.67	4,253,515,477.60
	-255,064,431.37	988,088,243.94

(2).

□ √

(3).

□ √

(4).

√ □

	5,724,006,038.30	5,979,070,469.67
	1,399,437.50	950,415.51
	5,722,606,600.80	5,978,120,054.16
	5,724,006,038.30	5,979,070,469.67

(5).

□ √

(6).

√ □

	1,207,637,771.62	869,891,947.83	
	340,370,606.36	413,649,691.71	
	1,548,008,377.98	1,283,541,639.54	/

□ √

80

“ ”

□ √

81

(1).

√ □

117,314,393.21	7.1586	839,806,815.23
110,780,684.61	8.4024	930,823,624.37
203,727,977.35	1.6627	338,738,507.94
112,992,833.97	0.3809	43,038,970.46
261,163,982.37	0.0496	12,953,733.53
610,955.25	9.8300	6,005,690.11
10,631,373.99	1.9826	21,077,762.07
112,121,654.32	0.0211	2,365,766.91
6,165,786.19	0.1795	1,106,758.62
305,473.33	0.7568	231,182.22
310,143.41	0.9120	282,850.79
447,135,393.22	7.1586	3,200,863,425.90
78,562,004.57	8.4024	660,109,387.20
131,505,352.38	1.6627	218,653,949.40
75,139,482.49	0.3809	28,620,628.88
141,423,983.02	0.0496	7,014,629.56
13,994,441.75	0.2197	3,074,578.85
8,377.44	9.8300	?6 82,350.^07

	14,794,672.67	0.1795	2,655,643.74
	241,144.90	0.7568	182,498.46
	108,823,257.05	7.1586	779,022,167.92
	872,383.90	8.4024	7,330,118.48

(2).

√ □

4

82

(1).

√ □

□ √

√ □

40,033,429.73

□ √

√ □

	17,621,782.20	16,761,100.08
	6,354,146.76	6,415,369.44
	5,757,587.58	6,415,369.44
	5,161,028.40	5,222,251.08
	2,920,640.22	5,222,251.08
	2,721,008.16	2,965,898.89

(3).

□ √

83

□ √

84

□ √

1

√ □

	1,781,781,286.73	1,165,956,915.68
	153,465,733.09	135,193,327.89
	154,630,816.54	154,134,611.99
	136,004,408.59	114,217,596.75
	61,235,135.34	51,436,005.18
	48,598,696.46	23,708,195.56
	10,659,463.08	12,321,829.09
	25,197,406.51	13,674,764.28
	45,601,668.86	5,734,419.97
	70,691,844.42	45,818,706.37
	2,487,866,459.62	1,722,196,372.76
	1,693,527,092.20	1,129,722,284.97
	794,339,367.42	592,474,087.79

2

√ □

	272,719,191.80	40,312,615.58	25,324,902.76		338,356,710.14
	196,351,473.98	102,865,641.30	25,465,597.85	87,523,574.95	237,159,138.18
	157,735,119.87	34,811,694.24	14,441,142.97		206,987,957.08
	68,212,010.63	4,845,716.28	8,268,855.66		81,326,582.57
	38,936,437.15	33,351,782.03	2,198,355.07		74,486,574.25
	40,657,951.50	4,541,237.65	3,322,191.28	6,905,172.57	41,616,207.86
	17,[illegible]51,941.68	16,373,772.28	2,021,691.17		35,631,405.13

D,40

	70%	2026		2022	
	87%	2026		2023	

√ □

	3,116,197.88			3,116,197.88	
	3,701,094.67			3,701,094.67	
	6,817,292.55			6,817,292.55	/

3

□ √

1

□ √

2

□ √

3

□ √

4

□ √

√ □

□ √

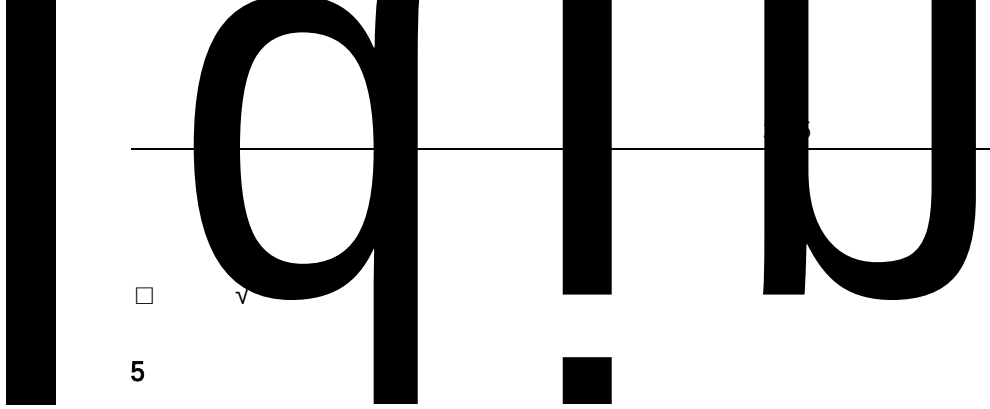

□ √

5

√ □

	/
Ạā č Ţ . Ø ô ɑ̂n ɑ̃ ɑ̃ m"m" M Y	
Joyson Electronics Holdings Hong Kong Limited	
Joyson Safety Systems Rus LLC	

6

√

JOYNEXT GMBH (Preh Car Connect GmbH)	141,000.00		86.65
JOYNEXT Sp.z.o.o (Preh Car Connect Polska Sp. z o.o.)	10,720,000.00		86.65
JOYNEXT K.K. (Preh Car Connect Japan K. K., JP)	5,000,000.00		86.65
Joynext Technology GmbH	25,000.00		86.65
	50,000,000.00	100.00	
	380,000,000.00	100.00	
Joyson Electronic USA LLC	100,000.00	100.00	
Joyson Europe GmbH	100,000.00	100.00	
BP Center GmbH	54,347.00	100.00	
Preh GmbH	10,000,000.00	100.00	
Preh Beteiligungs GmbH	71,580.86		100.00
Preh Portugal, Lda	2,763,000.00		100.00
Preh Romania S.R.L.	193,500,000.00		100.00
Preh de Mexico, S.A. de C.V.	7,000,000.00		100.00
Preh, Inc.	500,000.00		100.00
	21,250,000.00		100.00
Preh Sweden AB	500,000.00		100.00
Preh Thüringen GmbH (Preh Car Connect Thüringen GmbH)	900,000.00		100.00
Joyson Auto Safety Holdings S.A.(1)	52,305.00	6.79	52.67
Joyson Auto Safety S.A.(1)	34,500.00		59.46
Joyson Safety			

S.à r.l.(1)								
Joyson Safety Systems Hungary Kft.(1)			1,100,300,000.00				59.46	
Joyson Safety Systems Sibiu S.R.L.(1)			46.00				59.46	
Joyson Safety Systems Czech s.r.o.(1)			20,000.00				59.46	
Joyson Safety Systems Poland sp. z o.o.(1)			126,568,500.00				59.46	
Takata South Africa (Pty.) Ltd.(1)			1,000,000.00				59.46	
Joyson Safety Systems Arad S.R.L.(1)			46.00				59.46	
Joyson Safety Systems Sachsen GmbH(1)			25,000.00				59.46	
Recall Services Europe GmbH(1)			25,000.00				59.46	
Joyson Safety Systems Ignition GmbH.(1)			25,000.00				59.46	
JOYSON ITALIA S.R.L. Joyson Safety Systems Italia S.r.l.)(1)			11,000,000.00				100.00	
Joyson PlasTec GmbH (Joyson Safety Systems PlasTec GmbH)(1)			25,000.00				100.00	
Joyson Safety Systems Holdings No. 1 S.à r.l.(1)			1,200.00				59.46	
Joyson Safety Systems Holdings No. 2 S.à r.l.(1)			1,200.00				59.46	
Joyson Safety Systems Japan G.K. Joyson Safety Systems Japan KK (1)			3,881,431,115.00				59.46	
Joyson Safety Systems International Finance B.V.(1)			1,364,077.50				59.46	
Joyson Safety Systems Orsova S.R.L.(1)			46.00				59.46	

Inc.(1)		
Key Automotive of Florida, LLC(1)		59.46
Joyson Safety Syst		

(2)								
(2)			2,000,000.00				55.90	
(2)			2,000,000.00				55.90	
(2)			2,000,000.00				55.90	
(2)			64,000,000.00				55.90	
(2)			52,000,000.00				55.90	
( ) (2)			46,351,869.50				55.90	
(2)			68,000,000.00				55.90	
(2)			50,000,000.00				30.74	
(2)			10,000,000.00				39.13	
(2)			20,000,000.00				55.90	
(2)			30,000,000.00				36.89	
(2)			1,000,000.00				55.90	
(2)			80,000,000.00				30.74	
(2)			10,000,000.00				30.74	
(2)			50,000,000.00				30.74	
(2)			50,000,000.00				27.67	
( ) (2)			15,000,000.00				30.74	
(2)			100,000,000.00				30.00	
(2)			10,500,000.00				30.00	
(2)			19,500,000.00				30.00	
			7,000,000.00				30.00	

(2)			
	10,000,000.00		30.00
(2)			
	1,000,000.00		30.00
(2)			
	1,000,000.00		30.00
(2)			
	3,000,000.00		30.00
(2)			
	1,500,000.00		30.00
(2)			
	11,500,000.00		30.00
(2)			
	9,000,000.00		30.00
(2)			
	1,000,000.00		30.00
(2)			
	1,000,000.00		30.00
(2)			
	1,000,000.00		30.00
(2)			
	1,000,000.00		30.00
(2)			
JOYSONQUIN Automotive Systems GmbH(2)	1,250,000.00		55.90
JOYSONQUIN Automotive Systems Romania S.R.L.(2)	3,800,100.00		55.90
JOYSONQUIN Automotive Systems Polska Sp. z o.o.(2)	11,404,000.00		55.90
JOYSONQUIN Automotive Systems México S.A. de C.V.(2)	599,641,790.00		

(2)								
(2)			2,000,000.00				30.00	
			360,000,000.00				100.00	
Joyson Electronics Holdings Hong Kong Limited		/	1 +11,000,000				100.00	

1

6, ñ00% T€•'%@•,8â Ð , ñ0 T‰

č 2 . W î ƨ ƒ " طد K طد ˀ ما \ يم ƨ Π .

(2).

√ □

	%			
	40.00%	14,314		506,034
	70.00%	3,942	925	128,099
	13.35%	1,861		50,985

□ √

□ √

(3).

√ □

	1,835,861	38,647	77,067	145,572	1,827,204	32,560	-6,280	114,424
	293,771	8,035	14,466	26,126				
	327,487	13,947	45,699	27,376	319,842	16,931	10,704	29,682

(4).

□ √

(5).

□ √

□ √

2

√ □

(1).

√ □

2025 1 Joyson Auto Safety Holdings S.A
“ ” 1.95 2025 1 16
56.50% 59.46%

7,584,600
5.7426%

906,100
0.69%

(2).

√ □

	Joyson Auto Safety Holdings S.A	
/		
--		289,004,871.97
--	1,403,325,233.32	
/	1,403,325,233.32	289,004,871.97
/	1,142,647,815.39	122,931,040.20
	260,677,417.93	166,073,831.77
	260,677,417.93	166,073,831.77

□ √

4

□ √

5

□ √

6

□ √

1

□ √

□ √

2

√ □

							/
	107,487,245.53	34,928,837.29		17,594,168.44	12,576,778.47	137,398,692.85	
	11,287,916.64			987,893.99	119,651.01	10,419,673.66	
	32,643,230.17	9,367,136.92		5,417,582.85	107,881.20	36,700,665.44	
	151,418,392.34	44,295,974.21		23,999,645.28	12,804,310.68	184,519,031.95	/

3

√ □

	23,999,645.28	14,324,747.64
	46,085,104.61	31,367,923.99
	70,084,749.89	45,692,671.63

1

√ □

-

-
-
-

1.

( )

1

5

9

( )

30 - 90

5

2.

( )

((

6 30))

	2025 06 30					
	1	1 2	2 5	5		
	6,284,117,307.58				6,284,117,307.58	6,106,272,140.89
	30,587,504.56				30,587,504.56	30,587,504.56
	776,708,041.00				776,708,041.00	776,708,041.00
	10,741,631,819.53				10,741,631,819.53	10,741,631,819.53

	2,196,729,860.61		1,212,129,418.89
117,314,393.21	839,806,815.23	97,060,339.95	697,708,547.70
110,780,684.61	930,823,624.37	21,265,913.52	160,040,885.38
203,727,977.35	338,738,507.94	143,447,807.49	217,821,631.21
112,992,833.97	43,038,970.46	150,581,855.75	53,697,489.76
261,163,982.37	12,953,733.53	121,153,884.89	5,601,307.56
610,955.25	6,005,690.11	406,746.72	3,691,836.60
56,263,841.00	298,198.36	52,014,713.00	254,872.09
10,631,373.99	21,077,762.07	39,692,550.49	69,846,981.10
112,121,654.32	2,365,766.91	88,209,751.59	1,614,238.45
6,165,786.19	1,106,758.62	7,738,426.69	1,293,438.32
		2,143.00	15.17
		8,117.67	43,197.37
305,473.33	231,182.22	784,429.82	514,978.18
310,143.41	282,850.79		
	4,147,673,782.69		3,747,458,448.44
447,135,393.22	3,200,863,425.90	430,998,089.09	3,098,186,663.61
78,562,004.57	660,109,387.20	70,335,268.92	529,322,133.31
131,505,352.38	218,653,949.40	44,481,099.06	67,543,350.61
75,139,482.49	28,620,628.88	58,508,273.63	20,864,050.38
141,423,983.02	7,014,629.56	73,665,371.06	3,405,771.10
13,994,441.75	3,074,578.85	27,726,510.55	5,894,656.14
8,377.44	82,350.24	1,205.17	10,938.73
5,434,599,126.00	28,803,375.37	4,503,459,908.00	22,066,953.55
166,137.18	329,383.57	93,158.50	163,931.01
4,547,181.00	95,945.52		
76,532.50	26,128.20	58,508,273.63	20,864,050.38
	-417,956,421.65		-501,846,055.76
-58,385,218.01	-417,956,421.65	-69,813,318.09	-501,846,055.76
	-786,352,286.40		-745,918,568.34
-108,823,257.05	-779,022,167.92	-102,326,472.29	-735,563,613.41
-872,383.90	-7,330,118.48	-1,375,945.75	-10,354,954.93
	-4,257,973,997.96		-4,188,705,109.23
-351,037,086.55	-2,512,934,087.78	-388,220,767.69	-2,790,686,166.46
-144,104,632.77	-1,210,824,766.39	-139,053,748.48	-1,046,476,794.94
-176,193,662.86	-292,957,203.24	-94,869,216.30	-144,056,349.19
-194,232,312.10	-73,983,087.68	-231,229,111.43	-82,456,301.14
-2,828,301,514.19	-140,283,755.10	-2,204,485,126.85	-101,919,960.87
-20,527,704.43	-4,509,936.66	-28,782,261.20	-6,119,108.73
-306,852.81	-3,016,363.12	-315,442.64	-2,863,115.12
-7,621,390.00	-40,393.37	-279,295.49	-1,368.55
-5,463,327.15	-10,831,592.41	-5,347,105.38	-9,409,301.34
-606,427.68	-5,440,929.79	-325,893.79	-2,606,400.76
-918,981.31	-313,740.22	-1,289,940.44	-387,114.19
-14,794,672.67	-2,655,643.74		

		-110,300,215.27		-441,246,660.79
		882,120,937.29		-476,881,866.00
	46,204,224.82	330,757,563.78	-32,302,129.03	-232,200,624.32
	44,365,672.51	372,778,126.70	-48,828,511.79	-367,468,731.18
	159,039,666.87	264,435,254.10	93,059,690.25	141,308,632.63
	-6,099,995.64	-2,323,488.34	-22,138,982.05	-7,894,761.00
	-2,425,713,548.80	-120,315,392.01	-2,009,665,870.90	-92,912,882.21
	-6,533,262.68	-1,435,357.81	-1,055,750.65	-224,452.59
	312,479.88	3,071,677.23	92,509.25	839,660.21
	5,483,241,577.00	29,061,180.36	4,555,195,325.51	22,320,457.09
	5,334,184.02	10,575,553.23	34,438,603.61	60,601,610.77
	-606,427.68	-5,440,929.79	-325,893.79	-2,606,400.76
	116,668,835.32	2,461,712.43	88,209,751.59	1,614,238.45
	-842,448.81	-287,612.02	-1,289,940.44	-387,114.19
	-8,628,886.48	-1,548,885.12	-2,296,586.17	-383,862.59
			2,143.00	15.17
			8,117.67	43,197.37
	64,328.43	48,683.76	714,624.75	469,151.15
	310,143.41	282,850.79		
	46,204,224.82	330,757,563.78	-32,302,129.03	-232,200,624.32
	44,365,672.51	372,778,126.70	-48,828,511.79	-367,468,731.18
	159,039,666.87	264,435,254.10	93,059,690.25	141,308,632.63
	-6,099,995.64	-2,323,488.34	-22,138,982.05	-7,894,761.00
	-2,425,713,548.80	-120,315,392.01	-2,009,665,870.90	-92,912,882.21
	-6,533,262.68	-1,435,357.81	-1,055,750.65	-224,452.59
	312,479.88	3,071,677.23	92,509.25	839,660.21
	5,483,241,577.00	29,061,180.36	4,555,195,325.51	22,320,457.09
	5,334,184.02	10,575,553.23	34,438,603.61	60,601,610.77
	-606,427.68	-5,440,929.79	-325,893.79	-2,606,400.76
	116,668,835.32	2,461,712.43	88,209,751.59	1,614,238.45
	-842,448.81	-287,612.02	-1,289,940.44	-387,114.19
	-8,628,886.48	-1,548,885.12	-2,296,586.17	-383,862.59
			2,143.00	15.17
			8,117.67	43,197.37
	64,328.43	48,683.76	714,624.75	469,151.15
	310,143.41	282,850.79		

2

(1).

√ □

(2).

√ □

: :

-42,653,885.83

*üNØL=

- 4,856,678,113.39 14,026,505.80

KÈÂ ` 2,208,444.86

17,324,3 83

ش ı

- 5,469,852.83

Ọ

Ọ ẓ, ụ̈ĐƤ ɡ ɾ

Õ Ö



64,703,195.12

2.		11,398,242.37	308,228,219.44	319,626,461.81
1				
2			251,215,812.32	251,215,812.32
3			57,012,407.12	57,012,407.12
4		11,398,242.37		11,398,242.37
3.		50,083,863.19		50,083,863.19
1		50,083,863.19		50,083,863.19
			735,149,609.26	735,149,609.26
	110,190,925.09	743,732,763.60	1,043,377,828.70	1,897,301,517.39
		30,587,504.56		30,587,504.56
1.				
2.		30,587,504.56		30,587,504.56
		30,587,504.56		30,587,504.56
		30,587,504.56		**30,587,504.56**

2

□ √

3

√ □

4

√ □

5

□ √

6

□ √

7

□ √

8

□ √

9

□ √

1

√ □

				(%)	(%)
			12,000.00	36.83%	36.83%

2

√ □

1 1

3

□ √

√ □

	2024 12 18
	2024 12 18

□ √

4

√ □

.8

PIA Automation Amberg GmbH
PIA Automation Holding GmbH
PIA Automation Bad Neustadt GmbH
PIAMEX AUTOMATION, S. de R.L. de C.V.
PIA Automation USA Inc.
PIA Automation Canada Inc.
Joyson Europe Holding GmbH

( )

2024 12 18
2024 12 18

2024 12 18

			13,243,496.11
JOYSONQUIN Automotive Systems Polska Sp. z o.o.			15,187,994.58
			13,415,636.07
JOYSONQUIN Automotive Systems North America LLC			1,175,098.72
JOYSONQUIN Automotive Systems GmbH			1,013,994.28
			360,000.00
			277,237.73
			54,420.00
			1,757.68
		146,262,028.28	145,453,212.17

/

√ □

			1,543,504.50
			360,528.62
			170,500.07
			26,486.97
			24,000.00
		2,021,510.83	18,079,011.49

□ √

(2). / /

/

□ √

/

□ √

/

□ √

/

□ √

(3).

√ □

	4,745,748.00	4,880,382.00
	1,508,100.00	524,808.00
	547,302.00	405,003.48
	547,302.00	405,003.48
	145,452.00	
	115,852.30	
	23,088.00	
Joyson Europe Holding GmbH	13,172.17	12,902.14
		872,316.00
	7,646,016.47	7,100,415.10

		4,043,137.80					-				
		4,043,137.80					-				

□ √

√ □

119,000,000.00	2025/1/26	2026/1/26
205,000,000.00	2025/1/26	2026/1/26
9,950,000.00	2025/1/26	2026/1/26
185,000,000.00	2025/1/26	2026/1/26
195,000,000.00	2025/1/26	2026/1/26
205,000,000.00	2025/1/26	2026/1/26
300,000,000.00	2025/1/26	2026/1/26
200,000,000.00	2024/9/11	2027/9/11
300,000,000.00	2024/9/11	2027/9/11

ý

8

□ √

1

(1).

√ □

3,120,400.00 62,848,019.72

3,120,400.00 62,848,019.72



4

√ □

	4,339,846.86	
	1,287,522.01	
	5,627,368.87	

5

□ √

6

□ √

1

√ □

	2025 6 30	2024 12 31
	668,459,186.60	529,035,012.41
	668,459,186.60	529,035,012.41

2

(1).

√ □

(2).

□ √

3

□ √

1

□ √

2

□ √

3

□ √

4

□ √

1

(1).

□ √

(2).

□ √

2

□ √

3

(1).

□ √

(2).

□ √

4

□ √

5

□ √

6

(1).

√ □

(2).

√ □

	18,430,459,844.43	8,886,545,384.39	435,709,837.90	2,554,041,866.84	781,192,151.69	-740,876,470.73	30,347,072,614.52
	2,881,980,025.76	1,800,454,738.41	141,371,019.90	587,311,501.20	181,577,662.73	-83,357,028.98	5,509,337,919.02
	34,492,082,961.65	18,334,472,466.34	2,561,032,179.55	7,869,423,815.08	22,174,030,118.93	-17,273,105,791.72	68,157,935,749.83
	24,045,560,849.17	10,454,418,257.42	1,863,321,231.67	4,657,336,919.07	9,585,834,761.88	-3,262,936,694.39	47,343,535,324.82

(3).

□ √

(4).

□ √

7

□ √

8

□ √

1

(1).

√ □

1 1	164,068,780.74	50,347,731.53
1 1	164,068,780.74	50,347,731.53
1 2	42,022,042.14	43,128,830.36
2 3	38,033,247.95	6,364,867.29
3	423,754,884.53	423,754,884.53
	667,878,955.36	523,596,313.71

(2).

□ √

□ √

□ √

□ √

2025

	234	378,580,969.13
	2,094	3,287,200,571.28
	2,329, 9,419	3,665,781,540.41

□ √

(1). h

□ √

(2).

□ √

(3).

□ √

□ √

□ √

□ √

(4).

□ √

□ √

□ √

(1).

√ □

( )		
	194,011,972.36	194,011,972.36
Preh GmbH		143,638,896.77
	40,930,100.00	40,930,100.00
	234,942,072.36	378,580,969.13

(2).

√ □

( )				
	194,011,972.36	3		
	194,011,972.36	/	/	/

(3).

□ √

□ √

□ √

□ √

(4).

□ √

(3).

□ √

(4).

□ √

□ √

(5).

□ √

□ √

□ √

(6).

√ □

		(%)			
A	1,046,843,540.26	49.99		1	
B	577,435,000.00	27.57		3	
C	128,307,310.49	6.13		3	
D	90,653,356.19	4.33		3	
E	68,890,903.59	3.29		3	
	1,912,130,110.53	91.31	/	/	

(7).

□ √

□ √

3

√ □

	15,852,157,035.74		15,852,157,035.74	14,185,197,262.43		14,185,197,262.43
	15,852,157,035.74		15,852,157,035.74	14,185,197,262.43		14,185,197,262.43

(1).

√ □

	133,000,000.00						133,000,000.00	
	638,407,746.53						638,407,746.53	
	1,243,819,226.66					505,765.08	1,244,324,991.74	
Joyson Europe GmbH	108,965,340.00						108,965,340.00	
Preh GmbH	2,747,785,210.41						2,747,785,210.41	
	17,104,870.63					1,112,683.14	18,217,553.77	
	12,439,876.29					809,224.14	13,249,100.43	
	385,000,000.00						385,000,000.00	
Joyson Electronic USA LLC	55,398,700.00						55,398,700.00	

208,609,313.67	208,609,313.67
100,000,000.00	100,000,000.00

4

(1).

√ □

	169,805,780.94		68,969,464.17	
	169,805,780.94		68,969,464.17	

(2).

√ □

-	135,489,650.94	
-		
	135,489,650.94	

□ √

(3).

□ √

(4).

□ √

(5).

□ √

5

√ □

	18,962,160.00	174,893,911.30
		20,209,133.84
		258,645,188.33
	233,424.66	
	3,201,755.88	1,227,701.69
	22,397,340.54	454,975,935.16

6

□ √

1

√ □